



**SCRUBBER MEDIUM STIFF WITHOUT HANDLE**  
WHITE, POLYESTER

DIMENSION	CODE
L 26 X W 6.5 CM	1039113



**HANDLE**  
FIBERGLASS

DIMENSION	COLOR	CODE
Ø 2.5 X L 140 CM	WHITE	50075
Ø 2.5 X L 140 CM	YELLOW	1039101
Ø 2.5 X L 140 CM	BLUE	1039103
Ø 2.5 X L 140 CM	RED	1039102
Ø 2.5 X L 140 CM	GREEN	1039100



**SCRUBBER MEDIUM WITHOUT HANDLE**  
WHITE, POLYESTER

DIMENSION	CODE
L 31 X W 7 CM	39627



**HANDLE**  
FIBERGLASS

DIMENSION	COLOR	CODE
Ø 2.5 X L 140 CM	WHITE	50075
Ø 2.5 X L 140 CM	YELLOW	1039101
Ø 2.5 X L 140 CM	BLUE	1039103
Ø 2.5 X L 140 CM	RED	1039102
Ø 2.5 X L 140 CM	GREEN	1039100



**BROOM WITHOUT HANDLE**  
BLUE, SOFT POLYESTER

DIMENSION	CODE
L 28.5 X W 5.5 CM	1040781



**HANDLE**  
FIBERGLASS

DIMENSION	COLOR	CODE
Ø 2.5 X L 140 CM	WHITE	50075
Ø 2.5 X L 140 CM	YELLOW	1039101
Ø 2.5 X L 140 CM	BLUE	1039103
Ø 2.5 X L 140 CM	RED	1039102
Ø 2.5 X L 140 CM	GREEN	1039100



**WALL HANGER**

3 CLIPS

LENGTH	CODE
50 CM	109059



**SPARE CLIP FOR WALLHANGER**

DIMENSION	CODE
L 7 CM	1005591

NEW



**DUST PAN WITH BROOM**  
POLYETHYLENE

LENGTH	CODE
L 29 X W 14 X H 88 CM	1026493



**HANDLE TAPERED**  
WOOD

DIMENSION	CODE	QTY
Ø 2.9 X L 152 CM	1061195	1



**BROOM WITHOUT HANDLE**  
WOOD

DIMENSION	CODE	QTY
L 46 X W 6 CM	1061194	1



**DUST BRUSH WITH HANDLE**

SOFT BLUE POLYESTER, POLYPROPYLENE

LENGTH	CODE
L 27.5 X W 3 CM	1040780



**DUST PAN WITH SOFT RUBBER RIM**  
WHITE, POLYPROPYLENE

LENGTH	CODE
L 22 X W 32 CM	1039117





**BRUSH MEDIUM STIFF**  
POLYESTER

LENGTH	COLOR	CODE
L 19.5 X W 7 CM	YELLOW	1039112
L 19.5 X W 7 CM	GREEN	1039111
L 19.5 X W 7 CM	RED	1039110
L 19.5 X W 7 CM	WHITE	1039108
L 19.5 X W 7 CM	BLUE	1039109



**TAMPICO COUNTER BRUSH**

DIMENSION	CODE
L 38.5 CM	1061209



**BRUSH WITH HANDLE**  
METAL WIRE

LENGTH	CODE
27 CM	109023



**DRAIN BRUSH**  
WITHOUT HANDLE  
POLYESTER

LENGTH	CODE
13 CM	1043059



**HANDLE**  
FIBERGLASS

DIMENSION	COLOR	CODE
Ø 2.5 X L 140 CM	WHITE	50075
Ø 2.5 X L 140 CM	YELLOW	1039101
Ø 2.5 X L 140 CM	BLUE	1039103
Ø 2.5 X L 140 CM	RED	1039102
Ø 2.5 X L 140 CM	GREEN	1039100

**MOP QUICK CONNECT**




**HANDLE STRAIGHT**  
EXTENSION

DIMENSION	CODE
L 122 - 183 CM	1061683




**FRAME**

DIMENSION	CODE
L 46 CM	1061211
L 91 CM	1061214
L 152 CM	1061216



**DUST MOP FRINGED**  
MICROFIBER

DIMENSION	CODE
L 46 CM	1061212
L 91 CM	1061215
L 152 CM	1061217



**WET MOP**

BLUE, MICROFIBER

DIMENSION	CODE
L 46 CM	1061213



**FLOOR WIPER**  
WITHOUT HANDLE  
WHITE FOAM

DIMENSION	CODE
L 55 CM	1040779



**HANDLE**  
FIBERGLASS

DIMENSION	COLOR	CODE
Ø 2.5 X L 140 CM	WHITE	50075
Ø 2.5 X L 140 CM	YELLOW	1039101
Ø 2.5 X L 140 CM	BLUE	1039103
Ø 2.5 X L 140 CM	RED	1039102
Ø 2.5 X L 140 CM	GREEN	1039100



**FLOOR SQUEEGEE**  
WITHOUT HANDLE  
BLACK, STRAIGHT

DIMENSION	COLOR
L 91 CM	1061192



**SPARE BLADE FOR**  
**1061192**  
RUBBER

DIMENSION	CODE
L 91 CM	1061193



**TOILET PUMP**  
BLACK

DIMENSION	CODE
Ø 14.5 X H 51 CM	1061208



**TOILET BOWL BRUSH**  
WITHOUT HOLDER


WHITE, WITH TPR  
NON-SLIP HANDLE

DIMENSION	CODE
L 42 CM	1061206

**HOLDER FOR TOILET**  
BOWL BRUSH

WHITE, PLASTIC

CODE
1061207



**HANDLE TAPERED**  
WOOD

DIMENSION	CODE
Ø 2.9 X L 152 CM	1061195



**WINDOW SQUEEGEE**

STAINLESS STEEL

DIMENSION	CODE
35 CM	109042



**ACCESSORIES FOR WINDOW SQUEEGEE**

ITEMS	DIMENSION	CODE
STAINLESS STEEL BLADE HOLDER	L 35 CM	1039104
RUBBER BLADE	L 35 CM	109058



**BUCKET WITH HANDLE**

PLASTIC

DIMENSION	CAP.	CODE
L 36 X W 22 X H 20 CM	9.5 LTR	1061224



**SPRAY BOTTLE WITHOUT NOZZLE**

WHITE

CAP.	CODE
95 CL	1061197



**NOZZLE FOR SPRAY BOTTLE**

ERGONOMIC GRIP-TYPE

COLOR	CODE
RED	1061198
YELLOW	1061199
BLUE	1061200
GREEN	1061201
WHITE	1061202



**CARRY CADDY**

BLACK

DIMENSION	CODE
L 39 X W 28 X H 17 CM	1061203



**CLEANING UP NIPPER**

DIMENSION	CODE
L 84 CM	1061196



**OVERHEAD DUSTING TOOL**

WITH ANGLED LAUNDERABLE HEAD

DIMENSION	CODE
L 130 CM	1061204



**SPARE HEAD FOR OVERHEAD DUSTING TOOL**

CODE
1061205



**SQUARE BASIN**

PLASTIC

DIMENSION	CAP.	CODE
L 32 X W 32 CM	7.5 LTR	49596



**UTILITY PAIL WITH HANDLE AND POURING SPOUT**

BLUE, PLASTIC

DIMENSION	CAP.	CODE
Ø 26 X H 30 CM	12 LTR	1067859



**WRINGER FOR 1067859**

PLASTIC

DIMENSION	CODE
Ø 26 X H 11 CM	1067860



**SPATULA MULTI PURPOSE**

FIBER GLASS BLADE, POLYPROPYLENE HANDLE

LENGTH	CODE
7 CM	1039116



**SCOURING PAD**

GREEN, PACK OF 40 PRECUT PADS



DIMENSION	CODE
L 400 X W 20 CM	1045086



**SCOURING SPIRAL**

STAINLESS STEEL

WEIGHT	CODE
60 G	39240



**SCOURING SPONGE**

PACK OF 10



DIMENSION	CODE
L 13 X W 9 CM	48387



**PROFESSIONAL SPONGE**

PACK OF 10



DIMENSION	CODE
L 14 X W 10 CM	48391



**DUSTING CLOTH**

WEIGHT	CODE
5 KG	633395



**GLOVES JANITORIAL**

LATEX

LENGTH	SIZE	CODE
32 CM	MEDIUM - 8	41552



**GLOVES HEAVY DUTY**

LATEX

LENGTH	SIZE	CODE
32 CM	MEDIUM - 8	633693
32 CM	LARGE - 9	633694



ANTI-BACTERIAL TREATED CLOTH



**MICROFIBER CLOTH**

PACK OF 5, 300 G/M2

DIMENSION	COLOR	CODE
L 40 X W 40 CM	GREEN	633381
L 40 X W 40 CM	BLUE	633382
L 40 X W 40 CM	PINK	633383



**GLASS / KITCHEN CLOTH**

100% COTTON, PACK OF 12



DIMENSION	COLOR	CODE
L 77 X W 50 CM	RED	845020
L 77 X W 50 CM	BLUE	1060465
L 77 X W 50 CM	GREEN	1060466



**FLOOR CAUTION SIGN**

YELLOW

DIMENSION	CODE
L 28 X W 30 X H 60 CM MULTILINGUAL	1025613
L 28 X W 30 X H 66 CM ARABIC/ENGLISH	1061246



**GRANDMAID CLEANING CART**  
BLACK

AN IDEAL SOLUTION FOR COLLECTING TRASH AND TRANSPORTING CLEANING TOOLS  
ZIPPED WASTE BAGS ASSIST IN EMPTYING OF WASTE  
20 CM NON-MARKING WHEELS AND 10 CM NON-MARKING CASTERS ENHANCE THE MANEUVERABILITY

DIMENSION	CODE
L 117 X W 55 X H 98 CM	1061218



**TRASH BAG COVER**  
BLACK

DIMENSION	CODE
L 47 X W 32 X H 4 CM	1061219



**SPRAY BOTTLE STACK**  
BLACK

DIMENSION	CODE
L 76 X W 47 X H 6 CM	1061220



**STORAGE CABINET**  
BLACK

DIMENSION	CODE
L 47 X W 32 X H 4 CM	1061221



**DRAWER**  
YELLOW

DIMENSION	CODE
L 48 X W 26 X H 26 CM	1061222



**ZIPPERED TRASH BAG**  
YELLOW

DIMENSION	CODE
L 44 X W 27 X H 77 CM	1061223



**BUCKET WITH HANDLE**  
PLASTIC

DIMENSION	CAP.	CODE
L 36 X W 22 X H 20 CM	9.5 LTR	1061224



**BUCKET WITH WRINGER**  
POLYPROPYLENE

20 LTR BUCKET CAN BE SEPARATED AS TWO COMPARTMENTS WITH THE DIVIDER

CAP.	CODE
20 LTR	1025612



COMPLETE SET = BIN + LID + DOLLY + RIM

**ROUND BIN**  
GREY, POLYPROPYLENE

ALL PLASTIC CONSTRUCTION WILL NOT RUST, CHIP  
COMES WITH AN ERGONOMIC HANDLE WITH A SMOOTH AND COMFORTABLE FEELING  
DOUBLE AND RIBBED BASE INCREASE STABILITY AND DRAGGING CAP.



DIMENSION	CAP.	CODE
Ø 36 X H 80 CM	166 LTR	1061225



**LID**  
GREY

CODE
1061226



**DOLLY**  
BLACK

CODE
1061227



**RIM CADDY**  
YELLOW

DIMENSION	CODE
L 88 X W 70 X H 17 CM	1061228



**DOUBLE BUCKET WITH WRINGER**  
POLYPROPYLENE

CAP.	CODE
2 X 18 LTR	1026463

**SPARE WRINGER FOR 1026463**

CODE
1059148



**KENTUCKY MOP HOLDER WITH ALUMINIUM HANDLE**  
POLYPROPYLENE

LENGTH	CODE
155 CM	1040277

**KENTUCKY MOP**  
WHITE, COTTON

WEIGHT	CODE
420 G	1040276



**LINEN CART X-SHAPED 170 LTR**

STAINLESS STEEL BODY  
GREY PVC BAG

DIMENSION	CODE
70.5 X 63.5 X H 87.6 CM	1073869

**SPARE BAG FOR 1073869**

BLACK

CODE
1073870



**LINEN CART X-SHAPED 340 LTR**

STAINLESS STEEL BODY  
GREY PVC BAG

DIMENSION	CODE
94 X 63.5 X H 106.2 CM	1067594

**SPARE BAG FOR 1067594**

BLACK

CODE
1073871



**HOUSEKEEPING CART GRANDMAID**

BLACK, POLYPROPYLENE

DIMENSION	CODE
152.4 X 55.9 X H 127 CM	1073872



**HOUSEKEEPING CART GRANDMAID WITH DOORS**

BLACK, POLYPROPYLENE

DIMENSION	CODE
152.4 X 55.9 X H 127 CM	1067595



**HOUSEKEEPING CART GRANDMAID WITH DOORS AND HOOD**

BLACK, POLYPROPYLENE

DIMENSION	CODE
152.4 X 55.9 X H 171 CM	1073873



**SPARE BAG FOR GRANDMAID CART**

BROWN VINYL

CODE
1073874



**ELBOW OPERATED SOAP DISPENSER**

ALUMINIUM BODY

DIMENSION	CAP.	CODE
L 22.5 X W 9.5 X H 33 CM	1 LTR	1065511



**WASTE BINS**

QUIET, HEAVY-DUTY PEDAL MECHANISM.  
TIGHT-FITTING, OVERLAPPING LID HELPS CONTAIN ODOURS.  
ROUNDED CORNERS AND SMOOTH CONTOURS FOR EASY  
CLEANING AND DISINFECTING.  
POLYPROPYLENE DURABLE CONSTRUCTION WON'T RUST OR  
DENT, CHIP OR PEEL.



IDEAL FOR HANDS-FREE REFUSE DISPOSAL  
WIDE COMFORTABLE OPENING

**WASTE BIN WITH LID**

GREY, POLYETHYLENE



HEAVY DUTY  
20 CM WHEELS

DIMENSION	CAP.	CODE
L 72 X W 60 X H 92 CM	190 LTR	1061229



90 LTR CONTAINER FITTED  
WITH FRONT RING FOR  
INCREASED STABILITY



ROBUST PEDAL MECHANISM  
FOR USE WITHOUT TOUCHING



90 LTR CONTAINER FITTED  
WITH REAR WHEELS FOR EASY  
TRANSPORTATION

**WASTE BIN 90 LTR WITHOUT LID**

WHITE, POLYPROPYLENE



DIMENSION	CAP.	CODE
L 50 X W 41.2 X H 82 CM	90 LTR	1040283

**LID FOR WASTE BIN**

POLYPROPYLENE



COLOR	CODE
WHITE	1040287
BLUE	1040284
GREEN	1040285
RED	1040286
YELLOW	1040288

**WASTE BIN 45 LTR WITHOUT LID**

WHITE, POLYPROPYLENE



DIMENSION	CAP.	CODE
L 41 X W 39.8 X H 60 CM	45 LTR	1029543

**LID FOR WASTE BIN**

POLYPROPYLENE

COLOR	CODE
WHITE	1040281
BLUE	1040278
GREEN	1040279
RED	1040280
YELLOW	1040282




### FOLDING STEPSTOOL

BLACK, TWO-STEP

LOAD UP TO 150 KG  
EASY TO CLEAN  
RESISTANT TO DENTS AND RUST

DIMENSION	CODE
L 47.5 X W 51.5 X H 59 CM	1060440



### RUBBER MAT

DIMENSION	CODE
L 150 X W 100 X H 2.3 CM	1043057



### LINKING ELEMENT FOR RUBBER MAT

PACK OF 10

CODE
1043058



### INSECT KILLER 2X6W

SURFACE PROTECTED : 75 M2

DIMENSION	CODE
L 26.5 X H 26.5 CM	1065501

### SPARE UVA NEON TUBE 6W

CODE
1065505



### INSECT KILLER 2X20W

SURFACE PROTECTED : 300 M2

DIMENSION	CODE
L 64 X H 36.5 CM	1065503

### SPARE UVA NEON TUBE 20W

CODE
1065507



### FIRST AID KIT 30 PEOPLE

WALL MOUNTED & PORTABLE

CONTENTS:

TRIANGULAR BANDAGE  
EYE PAD  
COTTON BALLS  
GAUZE 2X2 8PLY  
COTTON BANDAGE 5CM  
FIRSTAR MOUTH TO MOUTH  
BANDAGE LONG  
SCISSORS  
CREPE BANDAGE 5CM  
CREPE BANDAGE 15 CM  
AMEDONE  
ALCOHOL SWAB



DIMENSION	CODE
L 27.5 X W 12 X H 21 CM	1066073



### INSECT KILLER 2X10W

SURFACE PROTECTED : 150 M2

DIMENSION	CODE
L 39 X H 30.5 CM	1065502

### SPARE UVA NEON TUBE 10W

CODE
1065506



### INSECT TRAP ADHESIVE 2X15W

SURFACE PROTECTED : 150 M2

DIMENSION	CODE
W 62 X H 35.5 CM	1066041



### SPARE ADHESIVE SHEET

CODE
1066042



### SPARE UVA NEON TUBE 15W

CODE
1066043

# Camshelving® PREMIUM series

## WHY CHOOSE PREMIUM?

**CAMBRO**

IN HIGH VOLUME FOODSERVICE OPERATIONS WITH FREQUENT DELIVERIES AND CONSTANT LOADING AND OFF-LOADING OF PRODUCTS, STABILITY, STRENGTH AND SANITARY STORAGE SHOULD NEVER BE COMPROMISED. PREMIUM SERIES DOES PRECISELY WHAT IT WAS DESIGNED TO DO – HOLD THE HEAVIEST PRODUCTS WITH THE ROUGHEST HANDLING, IN ANY ENVIRONMENT AND IT IS THE EASIEST TO CLEAN AND ADJUST.



ALL ENVIRONMENTS  
**-38°C TO 88°C**

STORAGE NEEDS **HEAVY**      DAILY DELIVERIES **FREQUENT**

STATIONARY      HIGH DENSITY      MOBILE

**camguard**  
ANTIMICROBIAL SHELF PLATES

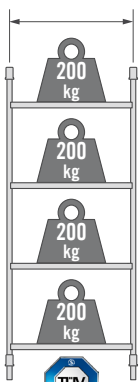


## Shelving for Life

### SHELF UNIT WEIGHT BEARING CHART

**SINGLE UNIT**

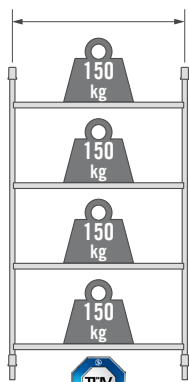
600 - 1200 MM



**800 kg**  
MAXIMUM UNIT CAP.

**SINGLE UNIT**

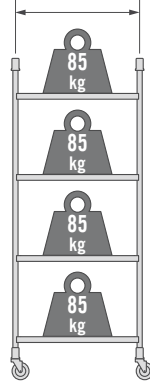
1300 - 1700 MM



**600 kg**  
MAXIMUM UNIT CAP.

**MOBILE UNIT**

900 - 1300 MM

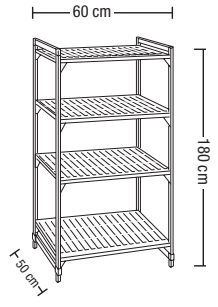


**340 kg\*\***  
MAXIMUM UNIT CAP.

\* DUNNAGE STANDS ADD STABILITY AND INCREASE WEIGHT BEARING CAP. ON BOTTOM SHELF ONLY. ADD TO ANY SHELF LENGTH. HIGHLY RECOMMENDED FOR STARTER UNITS 1300 MM AND LONGER. ALL CORNER UNITS, U-SHAPE UNITS AND UNITS SPECIFIED FOR HEAVIER LOADS.

\*\* DUE TO THE WEIGHT BEARING CAP. OF CASTERS, MAXIMUM WEIGHT LOAD ON AN ENTIRE MOBILE UNIT IS 340 KG.

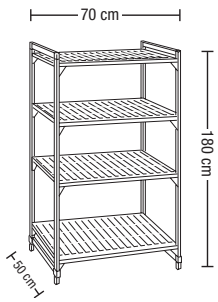




**VENTED STARTER UNIT CAMBRO**  
**L 60 X D 50 X H 180 CM**

COMPLETE 4 LAYER SHELF INCLUDES :

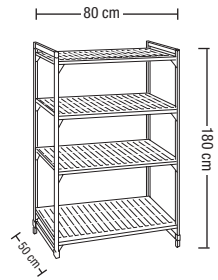
NO. OF PIECES		CODE
POST STATIONERY	4	1045462
POST CONNECTOR BOTTOM	2	1045460
POST CONNECTOR TOP	2	1045461
TRAVERSE	8	1045463
VENTED PLATE[50 X 30 CM]	8	1045475



**VENTED STARTER UNIT CAMBRO**  
**L 70 X D 50 X H 180 CM**

COMPLETE 4 LAYER SHELF INCLUDES :

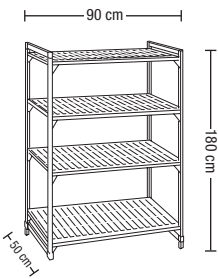
NO. OF PIECES		CODE
POST STATIONERY	4	1045462
POST CONNECTOR BOTTOM	2	1045460
POST CONNECTOR TOP	2	1045461
TRAVERSE	8	1045464
VENTED PLATE [50 X 30 CM]	4	1045475
VENTED PLATE [50 X 40 CM]	4	1045476



**VENTED STARTER UNIT CAMBRO**  
**L 80 X D 50 X H 180 CM**

COMPLETE 4 LAYER SHELF INCLUDES :

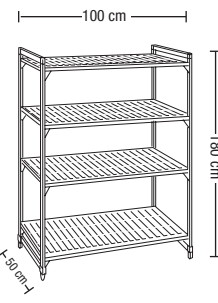
NO. OF PIECES		CODE
POST STATIONERY	4	1045462
POST CONNECTOR BOTTOM	2	1045460
POST CONNECTOR TOP	2	1045461
TRAVERSE	8	1045465
VENTED PLATE[50 X 40 CM]	8	1045476



**VENTED STARTER UNIT CAMBRO**  
**L 90 X D 50 X H 180 CM**

COMPLETE 4 LAYER SHELF INCLUDES :

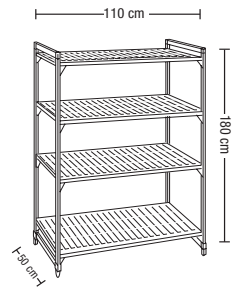
NO. OF PIECES		CODE
POST STATIONERY	4	1045462
POST CONNECTOR BOTTOM	2	1045460
POST CONNECTOR TOP	2	1045461
TRAVERSE	8	1045466
VENTED PLATE[50 X 30 CM]	12	1045475



**VENTED STARTER UNIT CAMBRO**  
**L 100 X D 50 X H 180 CM**

COMPLETE 4 LAYER SHELF INCLUDES :

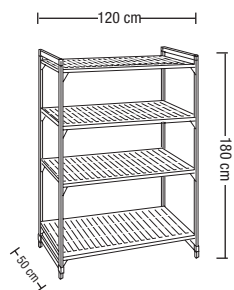
NO. OF PIECES		CODE
POST STATIONERY	4	1045462
POST CONNECTOR BOTTOM	2	1045460
POST CONNECTOR TOP	2	1045461
TRAVERSE	8	1045467
VENTED PLATE [50 X 30 CM]	8	1045475
VENTED PLATE [50 X 40 CM]	4	1045476



**VENTED STARTER UNIT CAMBRO**  
**L 110 X D 50 X H 180 CM**

COMPLETE 4 LAYER SHELF INCLUDES :

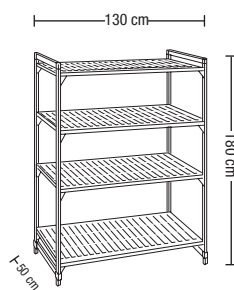
NO. OF PIECES		CODE
POST STATIONERY	4	1045462
POST CONNECTOR BOTTOM	2	1045460
POST CONNECTOR TOP	2	1045461
TRAVERSE	8	1045468
VENTED PLATE [50 X 30 CM]	4	1045475
VENTED PLATE [50 X 40 CM]	8	1045476



**VENTED STARTER UNIT CAMBRO**  
**L 120 X D 50 X H 180 CM**

COMPLETE 4 LAYER SHELF INCLUDES :

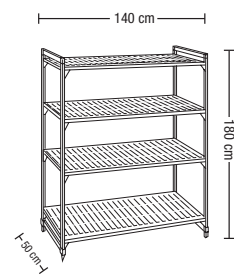
NO. OF PIECES		CODE
POST STATIONERY	4	1045462
POST CONNECTOR BOTTOM	2	1045460
POST CONNECTOR TOP	2	1045461
TRAVERSE	8	1045469
VENTED PLATE[50 X 40 CM]	12	1045476



**VENTED STARTER UNIT CAMBRO**  
**L 130 X D 50 X H 180 CM**

COMPLETE 4 LAYER SHELF INCLUDES :

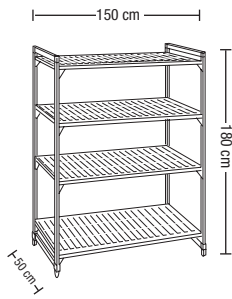
NO. OF PIECES		CODE
POST STATIONERY	4	1045462
POST CONNECTOR BOTTOM	2	1045460
POST CONNECTOR TOP	2	1045461
TRAVERSE	8	1045470
VENTED PLATE [50 X 30 CM]	12	1045475
VENTED PLATE [50 X 40 CM]	4	1045476



**VENTED STARTER UNIT CAMBRO**  
**L 140 X D 50 X H 180 CM**

COMPLETE 4 LAYER SHELF INCLUDES :

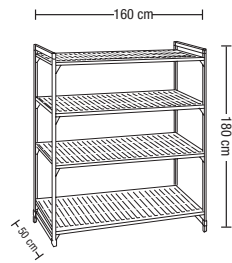
NO. OF PIECES		CODE
POST STATIONERY	4	1045462
POST CONNECTOR BOTTOM	2	1045460
POST CONNECTOR TOP	2	1045461
TRAVERSE	8	1045471
VENTED PLATE [50 X 30 CM]	8	1045475
VENTED PLATE [50 X 40 CM]	8	1045476



**VENTED STARTER UNIT CAMBRO**  
**L 150 X D 50 X H 180 CM**

COMPLETE 4 LAYER SHELF INCLUDES :

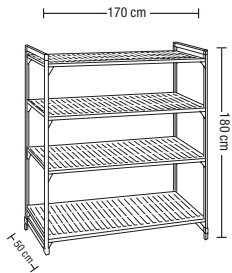
NO. OF PIECES	CODE
POST STATIONERY	4 1045462
POST CONNECTOR BOTTOM	2 1045460
POST CONNECTOR TOP	2 1045461
TRAVERSE	8 1045472
VENTED PLATE [50 X 30 CM]	4 1045475
VENTED PLATE [50 X 40 CM]	12 1045476



**VENTED STARTER UNIT CAMBRO**  
**L 160 X D 50 X H 180 CM**

COMPLETE 4 LAYER SHELF INCLUDES :

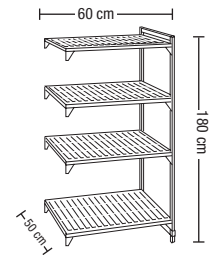
NO. OF PIECES	CODE
POST STATIONERY	4 1045462
POST CONNECTOR BOTTOM	2 1045460
POST CONNECTOR TOP	2 1045461
TRAVERSE	8 1045473
VENTED PLATE [50 X 40 CM]	16 1045476



**VENTED STARTER UNIT CAMBRO**  
**L 170 X D 50 X H 180 CM**

COMPLETE 4 LAYER SHELF INCLUDES :

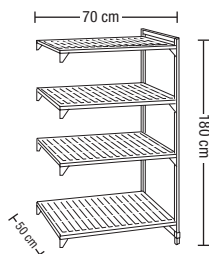
NO. OF PIECES	CODE
POST STATIONERY	4 1045462
POST CONNECTOR BOTTOM	2 1045460
POST CONNECTOR TOP	2 1045461
TRAVERSE	8 1045474
VENTED PLATE [50 X 30 CM]	12 1045475
VENTED PLATE [50 X 40 CM]	8 1045476



**VENTED ADD-ON UNIT CAMBRO**  
**L 60 X D 50 X H 180 CM**

COMPLETE 4 LAYER SHELF INCLUDES :

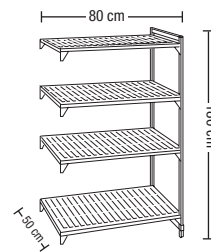
NO. OF PIECES	CODE
POST STATIONERY	2 1045462
POST CONNECTOR BOTTOM	1 1045460
POST CONNECTOR TOP	1 1045461
TRAVERSE	8 1045463
VENTED PLATE [50 X 30 CM]	8 1045475



**VENTED ADD-ON UNIT CAMBRO**  
**L 70 X D 50 X D 180 CM**

COMPLETE 4 LAYER SHELF INCLUDES :

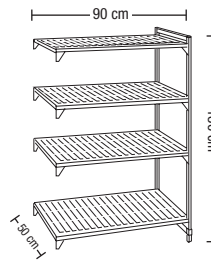
NO. OF PIECES	CODE
POST STATIONERY	2 1045462
POST CONNECTOR BOTTOM	1 1045460
POST CONNECTOR TOP	1 1045461
TRAVERSE	8 1045464
VENTED PLATE [50 X 30 CM]	4 1045475
VENTED PLATE [50 X 40 CM]	4 1045476



**VENTED ADD-ON UNIT CAMBRO**  
**L 80 X D 50 X H 180 CM**

COMPLETE 4 LAYER SHELF INCLUDES :


NO. OF PIECES	CODE
POST STATIONERY	2 1045462
POST CONNECTOR BOTTOM	1 1045460
POST CONNECTOR TOP	1 1045461
TRAVERSE	8 1045465
VENTED PLATE [50 X 40 CM]	8 1045476



**VENTED ADD-ON UNIT CAMBRO**  
**L 90 X D 50 X H 180 CM**

COMPLETE 4 LAYER SHELF INCLUDES :

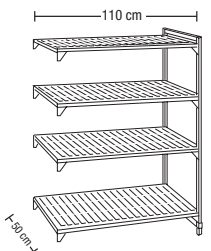
NO. OF PIECES	CODE
POST STATIONERY	2 1045462
POST CONNECTOR BOTTOM	1 1045460
POST CONNECTOR TOP	1 1045461
TRAVERSE	8 1045466
VENTED PLATE [50 X 30 CM]	12 1045475



**VENTED ADD-ON UNIT CAMBRO**  
**L 100 X D 50 X H 180 CM**

COMPLETE 4 LAYER SHELF INCLUDES :

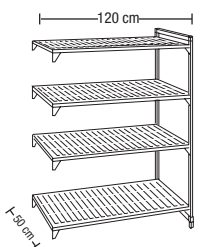
NO. OF PIECES	CODE
POST STATIONERY	2 1045462
POST CONNECTOR BOTTOM	1 1045460
POST CONNECTOR TOP	1 1045461
TRAVERSE	8 1045467
VENTED PLATE [50 X 30 CM]	8 1045475
VENTED PLATE [50 X 40 CM]	4 1045476



**VENTED ADD-ON UNIT CAMBRO**  
**L 110 X D 50 X H 180 CM**

COMPLETE 4 LAYER SHELF INCLUDES :

NO. OF PIECES	CODE
POST STATIONERY	2 1045462
POST CONNECTOR BOTTOM	1 1045460
POST CONNECTOR TOP	1 1045461
TRAVERSE	8 1045468
VENTED PLATE [50 X 30 CM]	4 1045475
VENTED PLATE [50 X 40 CM]	8 1045476



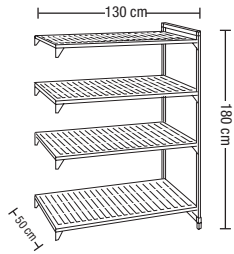
**VENTED ADD-ON UNIT CAMBRO**  
**L 120 X D 50 X H 180 CM**

COMPLETE 4 LAYER SHELF INCLUDES :

NO. OF PIECES	CODE
POST STATIONERY	2 1045462
POST CONNECTOR BOTTOM	1 1045460
POST CONNECTOR TOP	1 1045461
TRAVERSE	8 1045469
VENTED PLATE [50 X 40 CM]	12 1045476

## VENTED ADD-ON UNIT **CAMBRO** L 130 X D 50 X H 180 CM

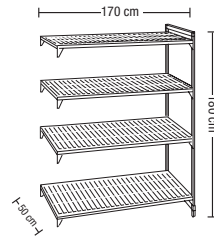
COMPLETE 4 LAYER SHELF INCLUDES :



NO. OF PIECES		CODE
POST STATIONERY	2	1045462
POST CONNECTOR BOTTOM	1	1045460
POST CONNECTOR TOP	1	1045461
TRAVERSE	8	1045470
VENTED PLATE [50 X 30 CM]	12	1045475
VENTED PLATE [50 X 40 CM]	4	1045476

## VENTED ADD-ON UNIT **CAMBRO** L 170 X D 50 X H 180 CM

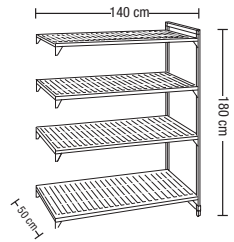
COMPLETE 4 LAYER SHELF INCLUDES :



NO. OF PIECES		CODE
POST STATIONERY	2	1045462
POST CONNECTOR BOTTOM	1	1045460
POST CONNECTOR TOP	1	1045461
TRAVERSE	8	1045474
VENTED PLATE [50 X 30 CM]	12	1045475
VENTED PLATE [50 X 40 CM]	8	1045476

## VENTED ADD-ON UNIT **CAMBRO** L 140 X D 50 X H 180 CM

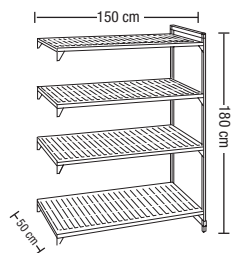
COMPLETE 4 LAYER SHELF INCLUDES :



NO. OF PIECES		CODE
POST STATIONERY	2	1045462
POST CONNECTOR BOTTOM	1	1045460
POST CONNECTOR TOP	1	1045461
TRAVERSE	8	1045471
VENTED PLATE [50 X 30 CM]	8	1045475
VENTED PLATE [50 X 40 CM]	8	1045476

## VENTED ADD-ON UNIT **CAMBRO** L 150 X D 50 X H 180 CM

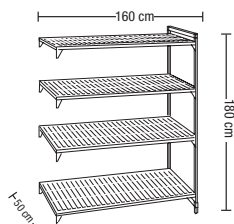
COMPLETE 4 LAYER SHELF INCLUDES :



NO. OF PIECES		CODE
POST STATIONERY	2	1045462
POST CONNECTOR BOTTOM	1	1045460
POST CONNECTOR TOP	1	1045461
TRAVERSE	8	1045472
VENTED PLATE [50 X 30 CM]	4	1045475
VENTED PLATE [50 X 40 CM]	12	1045476

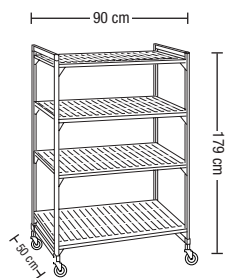
## VENTED ADD-ON UNIT **CAMBRO** L 160 X D 50 X H 180 CM

COMPLETE 4 LAYER SHELF INCLUDES :



NO. OF PIECES		CODE
POST STATIONERY	2	1045462
POST CONNECTOR BOTTOM	1	1045460
POST CONNECTOR TOP	1	1045461
TRAVERSE	8	1045473
VENTED PLATE [50 X 40 CM]	16	1045476



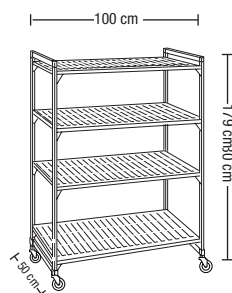


**VENTED MOBILE UNIT CAMBRO**

**L 90 X D 50 X H 179 CM**

COMPLETE 4 LAYER SHELF INCLUDES :

NO. OF PIECES	CODE
POST MOBILE	4 1067601
PREMIUM CASTER WITH BRAKE	4 1035407
POST CONNECTOR BOTTOM	2 1045460
POST CONNECTOR TOP	2 1045461
TRAVERSE	8 1045466
VENTED PLATE [50 X 30 CM]	12 1045475

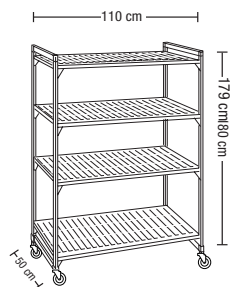


**VENTED MOBILE UNIT CAMBRO**

**L 100 X D 50 X H 179 CM**

COMPLETE 4 LAYER SHELF INCLUDES :

NO. OF PIECES	CODE
POST MOBILE	4 1067601
PREMIUM CASTER WITH BRAKE	4 1035407
POST CONNECTOR BOTTOM	2 1045460
POST CONNECTOR TOP	2 1045461
TRAVERSE	8 1045467
VENTED PLATE [50 X 30 CM]	8 1045475
VENTED PLATE [50 X 40 CM]	4 1045476

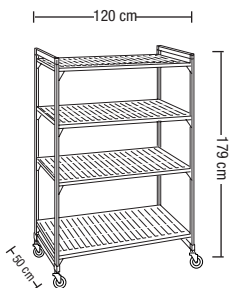


**VENTED MOBILE UNIT CAMBRO**

**L 110 X D 50 X H 179 CM**

COMPLETE 4 LAYER SHELF INCLUDES :

NO. OF PIECES	CODE
POST MOBILE	4 1067601
PREMIUM CASTER WITH BRAKE	4 1035407
POST CONNECTOR BOTTOM	2 1045460
POST CONNECTOR TOP	2 1045461
TRAVERSE	8 1045468
VENTED PLATE [50 X 30 CM]	4 1045475
VENTED PLATE [50 X 40 CM]	8 1045476



**VENTED MOBILE UNIT CAMBRO**

**L 120 X D 50 X H 179 CM**

COMPLETE 4 LAYER SHELF INCLUDES :

NO. OF PIECES	CODE
POST MOBILE	4 1067601
PREMIUM CASTER WITH BRAKE	4 1035407
POST CONNECTOR BOTTOM	2 1045460
POST CONNECTOR TOP	2 1045461
TRAVERSE	8 1045469
VENTED PLATE [50 X 40 CM]	12 1045476



**VENTED MOBILE UNIT CAMBRO**

**L 130 X D 50 X H 179 CM**

COMPLETE 4 LAYER SHELF INCLUDES :

NO. OF PIECES	CODE
POST MOBILE	4 1067601
PREMIUM CASTER WITH BRAKE	4 1035407
POST CONNECTOR BOTTOM	2 1045460
POST CONNECTOR TOP	2 1045461
TRAVERSE	8 1045470
VENTED PLATE [50 X 30 CM]	12 1045475
VENTED PLATE [50 X 40 CM]	4 1045476



**PREMIUM CASTER CAMBRO**

IDEAL IN ALL AREAS OF STORAGE, ESPECIALLY COOLERS, FREEZERS AND/OR WET AREAS. MADE OF HIGHLY DURABLE, NON-CORROSIVE PLASTIC WITH A 127 MM SWIVEL, NON-MARKING THERMOPLASTIC RUBBER WHEEL. TOTAL LOCKING BRAKE LOCKS BOTH SWIVEL MOTION AND THE WHEEL.

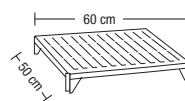
ITEM	CODE
PREMIUM CASTER WITH BRAKE	1035407



**VENTED SHELF KIT L 60 X D 50 CM CAMBRO**

KIT INCLUDES :

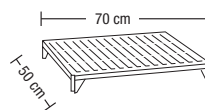
NO. OF PIECES	CODE
TRAVERSE	2 1045463
VENTED PLATE [50 X 30 CM]	2 1045475



**VENTED SHELF KIT L 70 X D 50 CM CAMBRO**

KIT INCLUDES :

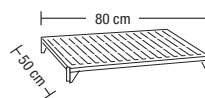
NO. OF PIECES	CODE
TRAVERSE	2 1045464
VENTED PLATE [50 X 30 CM]	1 1045475
VENTED PLATE [50 X 40 CM]	1 1045476



**VENTED SHELF KIT L 80 X D 50 CM CAMBRO**

KIT INCLUDES :

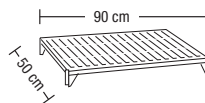
NO. OF PIECES	CODE
TRAVERSE	2 1045465
VENTED PLATE [50 X 40 CM]	2 1045476



**VENTED SHELF KIT L 90 X D 50 CM CAMBRO**

KIT INCLUDES :

NO. OF PIECES	CODE
TRAVERSE	2 1045466
VENTED PLATE [50 X 30 CM]	3 1045475

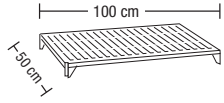


**VENTED SHELF KIT L 100 X D 50 CM**

KIT INCLUDES :

**CAMBRO**

NO. OF PIECES	CODE	
TRAVERSE	2	1045467
VENTED PLATE [50 X 30 CM]	2	1045475
VENTED PLATE [50 X 40 CM]	1	1045476

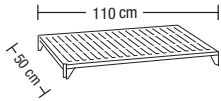


**VENTED SHELF KIT L 110 X D 50 CM**

KIT INCLUDES :

**CAMBRO**

NO. OF PIECES	CODE	
TRAVERSE	2	1045468
VENTED PLATE [50 X 30 CM]	1	1045475
VENTED PLATE [50 X 40 CM]	2	1045476

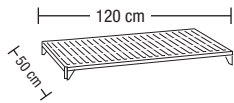


**VENTED SHELF KIT L 120 X D 50 CM**

KIT INCLUDES :

**CAMBRO**

NO. OF PIECES	CODE	
TRAVERSE	2	1045469
VENTED PLATE [50 X 40 CM]	3	1045476

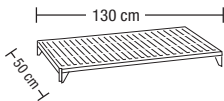


**VENTED SHELF KIT L 130 X D 50 CM**

KIT INCLUDES :

**CAMBRO**

NO. OF PIECES	CODE	
TRAVERSE	2	1045470
VENTED PLATE [50 X 30 CM]	3	1045475
VENTED PLATE [50 X 40 CM]	1	1045476

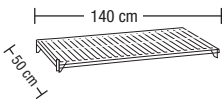


**VENTED SHELF KIT L 140 X D 50 CM**

KIT INCLUDES :

**CAMBRO**

NO. OF PIECES	CODE	
TRAVERSE	2	1045471
VENTED PLATE [50 X 30 CM]	2	1045475
VENTED PLATE [50 X 40 CM]	2	1045476

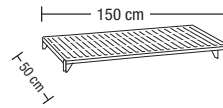


**VENTED SHELF KIT L 150 X D 50 CM**

KIT INCLUDES :

**CAMBRO**

NO. OF PIECES	CODE	
TRAVERSE	2	1045472
VENTED PLATE [50 X 30 CM]	1	1045475
VENTED PLATE [50 X 40 CM]	3	1045476

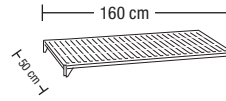


**VENTED SHELF KIT L 160 X D 50 CM**

KIT INCLUDES :

**CAMBRO**

NO. OF PIECES	CODE	
TRAVERSE	2	1045473
VENTED PLATE [50 X 40 CM]	4	1045476

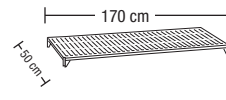


**VENTED SHELF KIT L 170 X D 50 CM**

KIT INCLUDES :

**CAMBRO**

NO. OF PIECES	CODE	
TRAVERSE	2	1045474
VENTED PLATE [50 X 30 CM]	3	1045475
VENTED PLATE [50 X 40 CM]	2	1045476

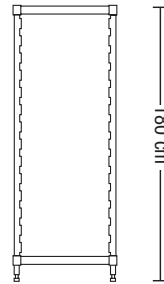


**STATIONARY POST KIT D 50 X H 180 CM**

KIT INCLUDES :

**CAMBRO**

NO. OF PIECES	CODE	
POST STATIONERY	2	1045462
POST CONNECTOR BOTTOM	1	1045460
POST CONNECTOR TOP	1	1045461



**CORNER CONNECTOR**

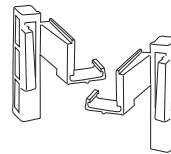
PACK OF 2

**CAMBRO**

UNIQUE PATENTED DESIGN ENSURES MAXIMUM SHELF SPACE UTILIZATION. USE 1 SET PER SHELF TO CONNECT STARTER AND ADD-ON UNITS IN CORNERS. CONNECT 4 OR 5 INTERMEDIATE SHELVES BETWEEN 2 STARTER UNITS (2 SETS REQUIRED PER SHELF).

CODE

455087



**SECURITY CAGE FOR CAMSHELVING**



NEW

**FULL-WRAP MOBILE SECURITY UNIT**

STAINLESS STEEL

DIMENSION	CODE
L 127.6 X W 68 X H 172.1 CM	1070141



NEW

**FULL-WRAP STATIONARY SECURITY UNIT**

STAINLESS STEEL

DIMENSION	CODE
L 127.6 X W 68 X H 163.8 CM	1070142

IDEAL FOR FREEZERS, COOLERS, DRY-STORAGE AND SUPPLIES  
SOLID STAINLESS STEEL TOP SERVES AS ADDITIONAL STORAGE SPACE ON STATIONARY UNITS  
RUST FREE SECURITY CAGE IS CONSTRUCTED OF HEAVY-DUTY 300 SERIES STAINLESS STEEL.  
JOINING PANELS CAN BE INSTALLED ON A NEW OR EXISTING CAMSHELVING STATIONARY OR MOBILE SHELVING UNIT  
THE FRONT PANELS ARE HINGED AT THE SIDE FOR EASY OPENING AND ARE SECURED BY TOP AND BOTTOM INTERLOCKING RODS  
MOBILE UNIT COMES STANDARD WITH 4 SWIVEL CASTERS (2 WITH BRAKE)

# Camshelving® **BASICS** series

## WHY CHOOSE BASICS?

### CAMBRO

JUST BECAUSE THE BUDGET IS TIGHT AND STORAGE NEEDS ARE LESS RIGOROUS, IT DOESN'T MEAN THAT SHELVING PERFORMANCE AND STORAGE EFFICIENCIES SHOULD BE COMPROMISED. BASICS SERIES IS MADE FROM THE SAME HIGH PERFORMING, STRONG COMPOSITE MATERIAL AS ELEMENTS SERIES AND HAS THE SAME DESIGN FEATURES. IT'S LIGHTER IN WEIGHT AND LESS IN COST BUT STILL STRONG ENOUGH TO HANDLE LIGHT TO MEDIUM STORAGE DEMANDS.



ALL ENVIRONMENTS  
**-38°C TO 88°C**

STORAGE NEEDS  
**LIGHT TO MEDIUM**

WEEKLY DELIVERIES  
**2-5**

STATIONARY

**camguard.**

ANTIMICROBIAL SHELF PLATES

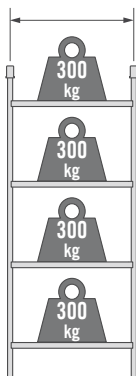


## Shelving for Life

### SHELF UNIT WEIGHT BEARING CHART

#### SINGLE UNIT

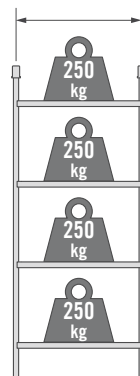
760 - 910 MM



**1200 kg**  
MAXIMUM UNIT CAP.

#### SINGLE UNIT

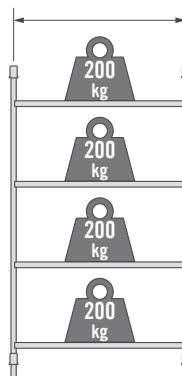
1070 - 1220 MM



**1000 kg**  
MAXIMUM UNIT CAP.

#### SINGLE UNIT

1380 - 1530 MM



**800 kg**  
MAXIMUM UNIT CAP.





**STARTER UNIT 4 TIERS**

INCLUDES 2 FACTORY ASSEMBLED  
POST KITS AND SHELVES

DIMENSION	CODE
L 91 X D 46 X H 183 CM	1060419

**ADD-ON UNIT 4 TIERS**

INCLUDES 1 FACTORY ASSEMBLED  
POST KIT AND SHELVES

DIMENSION	CODE
L 91 X D 46 X H 183 CM	1060792

